


Roller Blinds



Vertical Blinds




Venetian Blinds



Wood Venetians



Blackout Blinds



Rigid PVC Blinds



A simple guide to measuring for your new blinds

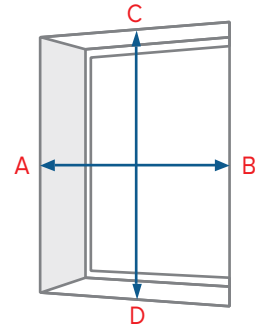
Recess Measuring

First ensure that the recess your blind is going into is not obstructed in any way so the blind can hang freely when fully extended. Look out for protruding window handles and tiles.

Measure the width from A to B and the drop from C to D (see diagram on the right). We recommend you do this in several places to allow for any slight size variation and note down the smallest measurements to the nearest millimeter. If you prefer you can measure in inches, not forgetting fractions, and order that way.

We will make your blind to fit into the recess perfectly. There is no need for you to make any adjustments.

Recess Measuring



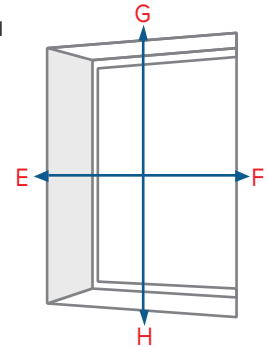
Exact Blind Size Measuring

Decide how much you want to overlap the blind on all sides, we recommend this should be at least 50mm (2 inches) each side in most instances.

Carefully measure the width from E to F (see the diagram on the right) and the drop from G to H and note down the smallest measurements to the nearest millimeter. If you prefer you can measure in inches, not forgetting fractions, and order that way.

On roller blinds the fabric will be approximately 3.5cm less than the overall blind mechanism width so remember to allow for this.

Exact Blind Size Measuring



www.unbeatableblinds.co.uk
or call 0333 321 4050